



[www.snowplows.hiniker.com](http://www.snowplows.hiniker.com)

# PRODUCT CATALOG

PROFESSIONAL PERFORMANCE

PROFESSIONAL STRENGTH

PROFESSIONAL RESULTS



***PUT SNOW IN ITS PLACE***





## TABLE OF CONTENTS



### INTRODUCTION

2



### MID-SIZE 700 SERIES

5



### CONVENTIONAL 2000 SERIES

6



### TORSION-TRIP SCOOP PLOW 6000 SERIES

8



### CONVENTIONAL 7000 SERIES

10



### C-PLOW 8000 SERIES

11



### TORSION-TRIP V-PLOW 9500 SERIES

13



### HIGH CAPACITY V-PLOW 9700 SERIES

15



### COMPRESSION V-PLOW 9000 SERIES

16



### TRUCK PLOW ACCESSORIES

17



### SKID STEER PLOWS

19



### LOADER 200 SERIES

21



### SNOW PUSHER 3800 SERIES

22



### AUGER SPREADERS

23



### CONVEYOR SPREADERS

25



### STAINLESS STEEL TAILGATE SPREADERS

27



### TRUCK PLOW SPECIFICATIONS

30



## Hiniker Innovation

Hiniker plows are built with one thing in mind—moving snow in the most efficient way possible! Check out the wide range of innovative designs on the following pages and find the perfect match for your plowing operation, whether it's a single plow or an entire fleet.


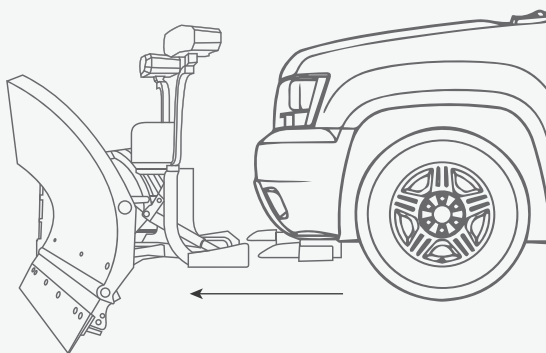
Hiniker plows are designed with the commercial plower in mind and our robust construction shows it. From the durable compression or torsion-type trip springs, to the reinforced moldboard frames, to the Quick-Hitch 2 attachment system, Hiniker plows are built to work.

Hiniker works to make the operator's experience as pleasant as possible. Hook-ups are a snap with the Hiniker Quick-Hitch and Quick-Hitch 2 systems. The compact joystick controller is unsurpassed for convenience and simplicity. Super-bright quad composite halogen headlights or LED lights with SmartHeat technology light your way while trip-edge or trip moldboard systems smooth the ride and protect your investment.



## Quick-Hitch

The Hinker Quick-Hitch is the fastest plow mounting system available. The self-aligning drive-in mount lets you connect your Hinker plow in seconds. This eliminates manually lifting, pushing, and pulling the plow into place.



Super-bright quad halogen headlights have up to twice the power of typical sealed beam lamps. These headlights help create a high visibility, high illumination working area, which improves overall operator and motorist safety.

The quad halogen headlights also feature an advanced reflector array that maximizes brightness and increases beam pattern and range. Wrap-around turn signal lamps help increase visibility from all angles. Get maximum visibility for added safety, and better, faster plowing operations.



All-in-One Headlight features: low and high beams, front position/parking lights, and turn signals

SmartHeat™ Technology de-ices the lens up to 2 times faster than halogen lights. The light automatically heats when conditions get tough to keep you moving to your next job.

Twice as Bright as halogen lights with half the power consumption. Longer Lasting LEDs can go years without being replaced.

## High-Performance Trip-Edge Plows



Heavy-Duty Poly Moldboard

Hinker 700, 6000, 7000, 8000, 9000, 9500, 9700 series plows offer a high-density polyethylene moldboard that allows snow to flow easily for more efficient plowing. Plus it is dent resistant and corrosion-free.



Horizontal-Truss Moldboard Frame

The horizontally trussed structure of the moldboard provides exceptional resistance to bending and twisting for extra heavy-duty applications. Laser-cut steel ribs add exceptional strength.

\*Shown with optional skid shoes.



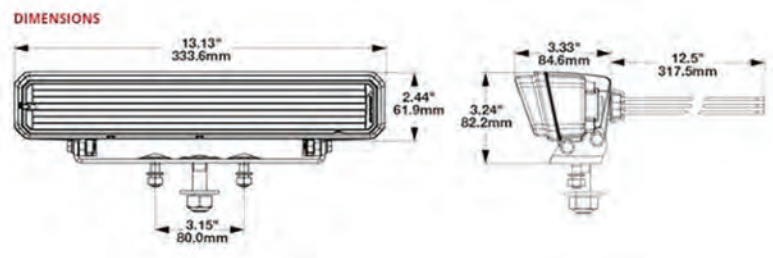
Split Trip-Edge

Each section of the trip-edge operates independently of the other, reducing stress and twisting forces on the plow. (8000 Series Shown)

# Hiniker Blaze Bar

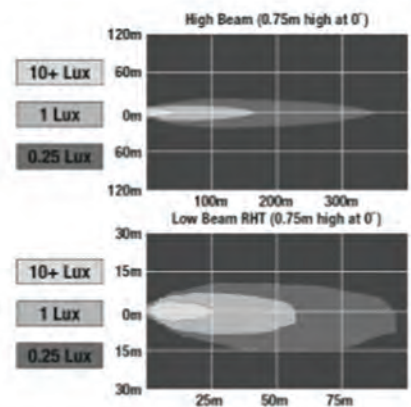
## LED Headlights with SmartHeat Technology

**HINIKER**



### PHOTOMETRIC SPECIFICATIONS


<b>Raw Lumen Output</b>	4,300 (High Beam); 2,370 (Low)
<b>Effective Lumen Output</b>	1,060 (High Beam); 587 (Low)
<b>Candela Output</b>	58,000
<b>Beam Pattern(s)</b>	Forward Lighting - Daytime Running Light Forward Lighting - High Beam (DOT/ECE) Forward Lighting - Low Beam (ECE Right Hand) Forward Lighting - Low Beam (DOT/ECE) Signalization - Front Position Signalization - Turn (Front)





# Mid-Size

## 700 Series



Optional LED or Halogen headlights.

Hydraulic scissors lift cuts transport bounce, eliminates lift chains.

6 Vertical and 2 diagonal ribs provide strength and support.

Full moldboard trip system helps protect plow and truck.

Low-maintenance poly (or stainless steel) moldboard surface reduces friction, never needs painting. Optional rubber or polyethylene snow deflectors.

Fully hydraulic lift and angling system.

3/8" x 6" high-carbon steel replaceable cutting edge.

Get the reliability and convenience that Hiniker mid-size plows are famous for, now in your choice of either HDPE or stainless steel moldboards! Hiniker 700 Series plows are built for homeowners and small businesses who do their own winter property maintenance. Commercial quality lights, wiring, controls, and hydraulic components provide unparalleled reliability in a compact plow.

- Fully hydraulic controls
- Low maintenance full-trip mold-board
- Exclusive Hiniker Quick-Hitch mounting system




### Specifications:

MODEL	703	753	703SS	753SS
Blade Width	7' (76" at full 25° angle)	7 1/2' (82" at full 25° angle)	7' (76" at full 25° angle)	7 1/2' (82" at full 25° angle)
Blade Height	26"	26"	26"	26"
Moldboard Surface	1/4" HMW Black Polyethylene	1/4" HMW Black Polyethylene	14 GA 304 Stainless Steel	14 GA 304 Stainless Steel
Cutting Edge	3/8" x 6" 1084 Steel	3/8" x 6" 1084 Steel	3/8" x 6" 1084 Steel	3/8" x 6" 1084 Steel
Weight (Net of Truck Mounted Hardware)	467 lb.	474 lb.	494 lb.	508 lb.

# Conventional

## 2000 series



Optional LED or Halogen headlights.

Externally mounted pump simplifies installation, comes off the truck with the plow.

Robot welded blade and frame assure uniform quality.

30" tall, high curve blade rolls snow off quickly.

Entire moldboard trips with soft-return compression springs.

Heavy-duty box section plow frame resists twisting & bending.

Hydraulic scissors lift cuts transport bounce, eliminates chains.

Cast iron shoes are optional.

# Get Professional Performance with Hiniker Straight Blade Plows

Take a professional approach to snow removal! Hiniker 2000 Series full-trip snowplows use box section frames and heavily reinforced moldboards for strength and durability. 30 inch tall high-curve moldboards move heavy snow quickly. Our hydraulic scissors lift reduces transport bounce and bang. Convenient compact joystick controls can be mounted anywhere or held in the palm of your hand. And the Hiniker Quick-Hitch mounting system is one system that truly lives up to its name. Count on Hiniker's proven performance—the professionals choice!



# Conventional

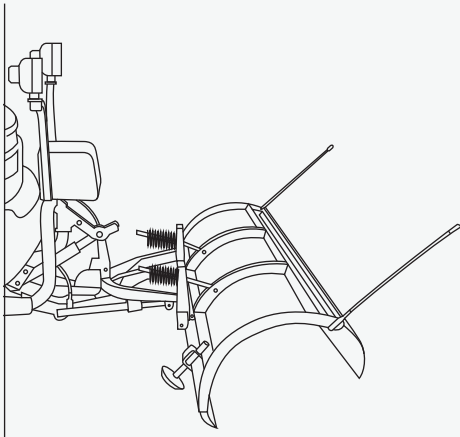
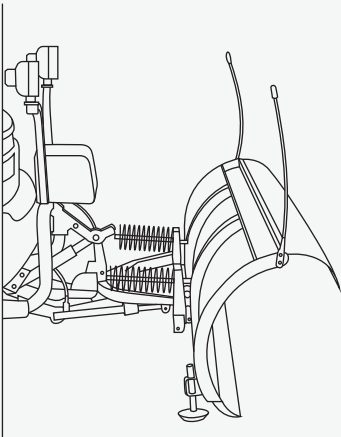
## 2000 Series



Optional polyethylene snow deflector provides a slick surface for smooth snow flow.

Progressive action full-trip design activates compression springs for trouble free performance.

\*Shown with optional snow deflector.



### Specifications:

MODEL	2754	2804	2854
Blade Width	7 ½'	8'	8 ½'
Plow Width @ 31° Angle	77"	82"	87"
Blade Height	30"	30"	30"
Gauge of Steel	12GA	12GA	12GA
Vertical Ribs	6	6	8
Compression Trip Springs	2	2	4
Cutting Edge (High Carbon 1084 Steel)	3/8" x 6"	3/8" x 6"	3/8" x 6"
Power Angling Rams	1 ½" x 10"	1 ½" x 10"	1 ½" x 10"
Weight (Net of Truck Mounted Hardware)	603 lb.	614 lb.	649 lb.

# Torsion-Trip Scoop Plow

## 6000 series



Optional LED or Halogen headlights.

1/4" thick HMW low-friction polyethylene moldboard never needs refinishing.

Simple, reliable torsion-trip edge provides independent protection to each plow section.

Hydraulic scissors lift cuts transport bounce, eliminates chains.

Horizontal-truss moldboard frame provides exceptional resistance to bending and twisting.

Cast iron skid shoes are available as optional equipment.

## The ULTIMATE Parking Lot Plow

Move snow more efficiently with a Hiniker trip-edge Scoop plow. The unique concave shape captures snow, providing greater capacity, less spillage, and faster, more efficient clean-up—plus the protection of a full width, three-section, high-clearance trip-edge.

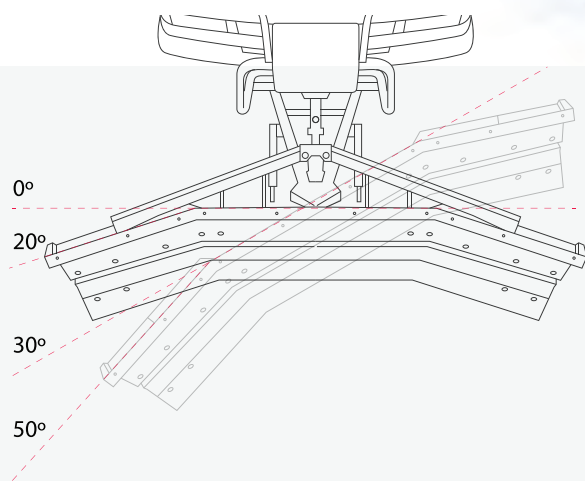


# Torsion-Trip Scoop Plow

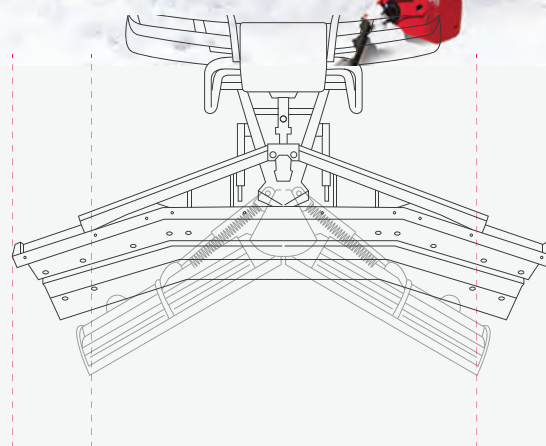
## 6000 Series



- 20° Fixed-angle outer ends
- Conventional plow weight and simplicity
- V-Plow capacity and efficiency
- Fixed-end plow simplicity



The ability of the Hiniker Scoop plow to angle full right or full left for conventional plowing, combined with the outer end's 50-degree forward angle, significantly reduces high-side spillage. The Scoop plow is ideal for parking areas and large lots where high-capacity, high-efficiency plowing is essential.



The Hiniker Scoop's concave shape captures more snow than other plow designs. Its concave design and fixed-end simplicity provides operators an effective and efficient plow for a wide range of applications.

### Specifications:

MODEL	6814	6914
Blade Width (Measured at Trip Pin)	8'	9'
Plow Width @ 31° Angle	83"	93"
Blade Height	30"	30"
Moldboard Surface	¼" HMW Poly	¼" HMW Poly
Vertical Ribs	6	8
Torsion Trip Springs	8	8
Power Angling Rams	1½" x 10"	1½" x 10"
Weight (Net of Truck Mounted Hardware)	749 lb.	803 lb.

# Conventional

## 7000 Series



## The ULTIMATE Performance With Hiniker Trip-Edge Straight Plows

The horizontal-truss moldboard design provides incredible strength, durability and resistance to bowing. The corrosion-proof HPDE moldboard is dent-resistant with less surface friction for easier plowing and greater efficiency. Protection is provided by Hiniker's exclusive split trip-edge design.

### Cutting Edge

7814	1/2" x 6" Mild Steel Edges with Standard High Chrome Alloy Steel Wear Bars*
7914	1/2" x 6" Mild Steel Edges with Standard High Chrome Alloy Steel Wear Bars*

\*High carbon edges are available as bolt-on options for new plows or after original edges wear down and are available either 3/8" or 1/2" thick.





# C-Plow

## 8000 series



30" tall, deep curve, high-density polyethylene moldboards are dent-resistant and corrosion-free. Snow flows easily for more efficient plowing.

Pinch-free pivot point is 9" above the ground providing protection from higher obstacles such as curbs and parking barriers.



Optional LED or Halogen headlights.

The high-tensile steel superstructure of the moldboard provides exceptional resistance to bending and twisting, for extra heavy-duty applications. 10 laser-cut steel ribs add exceptional strength.

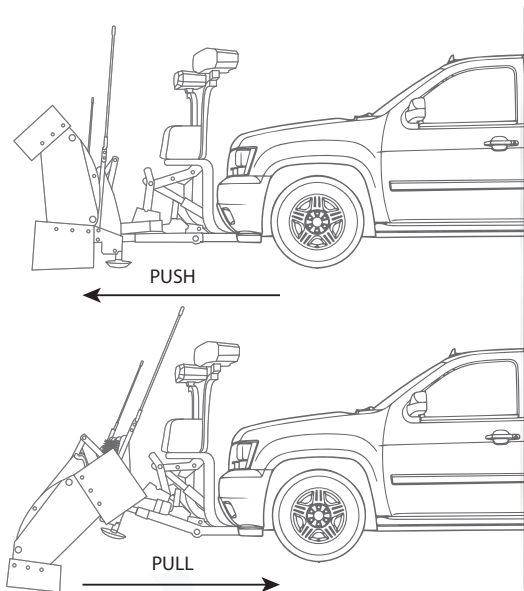
Long-lasting cast ductile-iron skid shoes.

# Move More Snow Faster

The Hiniker C-plow offers all of the heavy-duty performance of a conventional plow plus the added versatility of a high performance backdrag plow. Plow loading docks, residential driveways and congested parking areas faster than ever. The patented Hiniker C-Plow blade actually converts from a conventional plow into a backdrag plow with the push of a button, letting you remove snow quickly and easily from garage aprons, curbs, loading docks, and tight corners. Then touch a button again to flip the blade upright and push the snow away.

# C-Plow

## 8000 series



\*Shown with optional box ends.  
 \*Optional box end wings reduce spillage to capture more snow.

- Exclusive high pivot-point, no pinch trip-edge hinge
- Converts from a conventional plow to a backdrag plow with the push of a button



The compact joystick control puts full control of all plow functions in the palm of your hand.



High-clearance split trip-edges operate independently of one another, reducing stress and twisting forces on the plow.

### Specifications:

MODEL	8804	8904
Blade Width	8'	9'
Blade Height	30"	
Moldboard Surface	¼" HMW poly	
Vertical Ribs	10	
Compression Trip Springs	4	
Plow Width @ 31° Angle	82"	92"
Top Cutting Edge (1044 Steel)	¼ x 4"	
Lower Cutting Edge (1084 Steel)	3/8" x 6"	
Trip Pivot Point Height	9"	
Weight (Net of Truck Mounted Hardware)	800 lb.	848 lb.



# Torsion-Trip V-PLOW

## 9500 series



Optional LED or Halogen headlights.

Moldboards flare out from 30 inches high at center to 37" (8 1/2' plow) or 38" (9 1/2' plow). The high curve corrosion-proof and dent-resistant HDPE plow surface reduces friction for better snow flow resulting in more efficient plowing. Optional rubber or polyethylene snow deflectors available.

Wrap-around curb guards with chrome-alloy wear-bars provide protection from premature wear and damage.

Chrome-alloy wear-bars for extended cutting edge life.



## Solid Performance in a Torsion-Trip-Edge Plow



Top-quality design, construction, and components in a contractor-duty plow.

Double-acting hydraulic cylinders hold wings securely in position, even while backdragging.

Simple, reliable torsion-trip edge provides independent protection to each plow wing.

The Hiniker 9500 Series Torsion-Trip V-Plows offer the versatility that only a V-Plow can, along with the strength and operator convenience that you've come to expect from Hiniker. Deep-curl flared wings cast deep snow farther and higher, while providing more scoop capacity than ever.

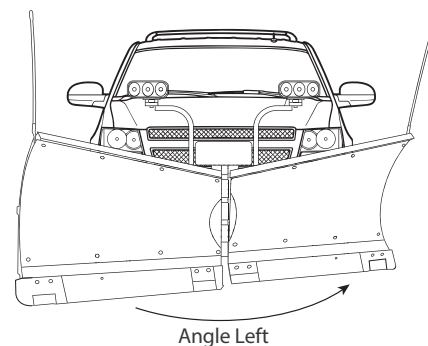
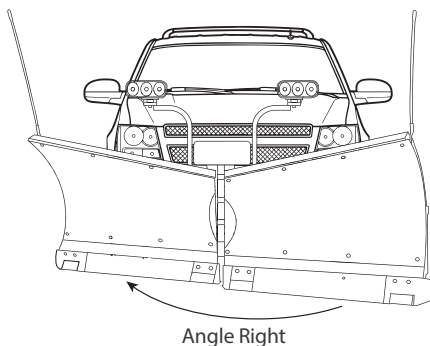
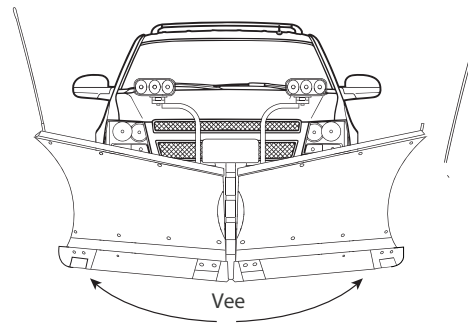
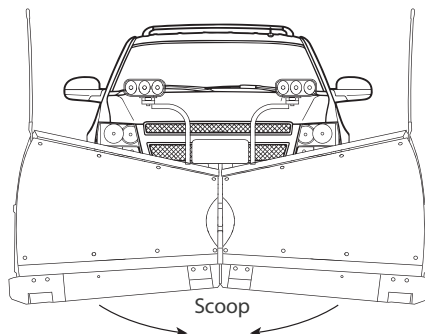
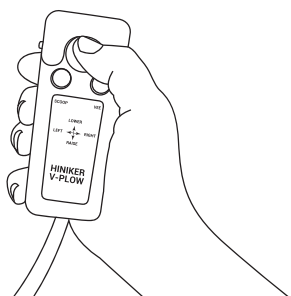
# Torsion-Trip V-Plow

## 9500 Series



Convenient Command  
of all V-plow functions:

- Scoop
- Vee
- Angle Right
- Angle Left
- Raise and Lower



- Available in 8 1/2' and 9 1/2' widths.
- Customizable with optional skid shoes, box end wings, and snow deflectors.



One pass plowing . . . no problem!  
Hiniker's pitch adjustment levels the  
blade to assure full ground contact for  
optimum cleaning efficiency.



High-performance power unit  
provides quick response &  
long-term reliability.

### Specifications:

MODEL		9585	9595	9863	9963	9710
Blade Width		8 1/2'	9 1/2'	8 1/2'	9 1/2'	10'
Cutting Widths	V-Position	93"	103"	93"	104"	108"
	Scoop	84"	94"	83"	94"	100"
	Straight	102"	114"	102"	114"	120"
	30° Angle	88"	99"	88"	99"	104"
Moldboard Height		30-37"	30-38"	30-37"	30-38"	35-45"
Moldboard Surface		1/4" HMW poly		1/4" HMW poly		1/4" HMW poly
Trip Springs		6 Torsion Springs		4 Compression Springs		4 Compression Springs
Weight (Net of Truck Mounted Hardware)		772 lb.	805 lb.	841 lb.	887 lb.	1007 lb.

# High Capacity V-Plow

## 9700 Series



Optional LED or Halogen headlights.

Light bar brace for added rigidity.  
Laser cut Hiniker design


Air deflectors direct cooling air  
to the truck radiator.

Extruded poly snow deflectors  
standard.

Taller center section allows for  
larger carrying capacity in the  
scoop position.

20° from vertical pitch angle with  
2 compression springs breaks up  
hard-pack snow and ice better.

8" tall 1/2" thick 1084 steel cutting  
edges with 9" tall trip pin height.





# Compression Spring V-Plow

## 9000 Series



Optional LED or Halogen headlights.

Moldboards flare out from 30" high at center to 37" (8.5' plows) or 38" (9.5' plows). The high curve high-density polyethylene moldboards are dent-free and corrosion-free. Snow flows easily for more efficient plowing. Optional rubber or polyethylene snow deflectors available.

High clearance trip-edges operate independently of one another, reducing stress and twisting forces on the plow.

Pinch-free pivot point is 9" above the surface providing protection from higher obstacles such as curbs and parking barriers



The high-tensile steel superstructure of the moldboard provides excellent resistance to bending and twisting, for extra heavy-duty plowing. 12 laser-cut steel ribs add exceptional strength.

Two compression springs per wing.

Cast iron shoes are optional.

30° cutting edge pitch angle

# Truck Plow Accessories

## Maximize Performance



### Rubber Snow Deflectors



Flexible rubber snow deflectors are designed to keep blowing snow out of the driver's sightline, while providing flexibility when carrying or stacking big loads. Add a spring kit for additional rigidity.

### Conventional Plow Box Ends



Capture snow with a set of Hiniker box ends. Recommended for best backdragging efficiency with the Hiniker C-Plow. (Not available for Scoop plows or Mid-Size series plows.)

### Polyethylene Snow Deflectors



Semi-rigid polyethylene provides a slick surface for enhanced snow flow. Adaptable to all Hiniker plows except the C-Plow.

### V-Plow Box Wings



Available for 9000 and 9500 V-plows. Not available for 9700 V-plow.


Add more carrying capacity to your Hiniker V-Plow. Designed for quick single-pin installation on each side of the plow, they are easily removed for transport or for conventional plowing.

### Wear Bars



Save time and reduce maintenance costs with a set of abrasion-resistant chromium alloy wear bars. Get as much as three times the normal cutting edge wear life. (Standard on 6000, 7000, 9500 Series)

### Snowplow Emergency Transport Strap



In the unlikely event of hydraulic or electrical failure, this handy strap will hold the plow up in the transport position while driving back to the shop.

### Curb Guards



Wrap-around curb guards protect the ends of your plow from excessive wear, helping prevent expensive repairs. Available for all Hiniker plows.

Also available with integrated chromium alloy wear bars for enhanced cutting edge life. (Standard on 9500 V-Plows)

# Accessories

## Maximize Performance



### Rubber Cutting Edges



Protect expensive brick, cobblestone, and embossed surfaces with a Hiniker rubber cutting edge. Comes complete with attaching hardware.

Offered for all models except V-plows, or 700 series plows.

### ½" Steel Cutting Edges



Get extra wear in heavy use with ½" thick replacement cutting edges. Available as replacement parts for all Hiniker plows except the 700 Mid-Size Series.

### Skid Shoes



Standard equipment on 8000 series plows, these long-lasting cast ductile iron skid shoes may also be ordered and installed on all other plows.

### Emergency Parts Kit



Contains several of the most commonly needed repair parts, including pins, a hydraulic hose, solenoid coil, headlight relay, and hydraulic fluid.

### Hiniker Cold Flow Hydraulic Fluid



Ensure maximum cold weather performance with genuine Hiniker Cold Flow hydraulic fluid. Minus 60 degree Fahrenheit pour point ensures faster, more efficient operation in all types of weather.

### Genuine Hiniker Replacement Parts



Maintain your Hiniker equipment with genuine Hiniker factory replacement parts. Get the exact spec and fit you need for top performance.





# Skid Steer Plows



## CONVENTIONAL



- Tubular box-section frames
- Reinforced 30-inch High 12-gauge steel moldboard
- Moldboard floats and oscillates to clean uneven surfaces
- Full moldboard trip with dual compression springs
- Universal mounting plate attachment
- Abrasion-resistant sheathing protects hydraulic hoses

Superior  
STRENGTH  
Professional  
Performance

### Specifications:    Series 2275/2280

MODEL	BLADE WIDTH	BLADE MATERIAL	WEIGHT	TRIP SPRINGS	CUTTING EDGE
2275	7 1/2'	12 GA. Steel	559 lb.	2	3/8" x 6"
2280	8'	12 GA. Steel	570 lb.	2	3/8" x 6"

# Skid Steer Plows



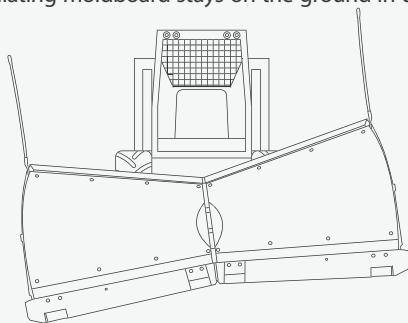
## V-PLOW



- Torsion spring trip-edge protection
- Two-way hydraulics provide full moldboard control in Vee, scoop, left, right or straight modes
- Box-section steel-tube frame for long-term strength
- Abrasion-resistant sheathing protects hydraulic hoses from wear
- Universal mount plate for easy hook-up

SLICK HMW POLY SURFACE.

Floating, oscillating moldboard stays on the ground in uneven terrain.

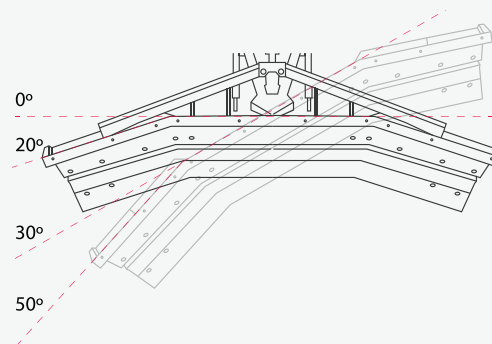


## SCOOP



- 20° Fixed-angle outer ends
- Conventional plow weight and simplicity
- V-Plow capacity and efficiency

Concave shape captures snow to efficiently clear lots and parking areas. Angles left or right for conventional plowing. Outer end is angled forward at 50° in full left or right position, reducing high-side spillage.



## Specifications: Series 29285/29295

Blade Height	30"
Blade Width(Measured at Trip Pin)	8 1/2' 9 1/2'
Blade Thickness	1/4" HMW Poly
Weight	689 lb. and 726 lb.
Torsion Trip Springs	6

## Specifications: Series 2682/2692

Blade Height	30"
Blade Width(Measured at Trip Pin)	8' 9"
Blade Thickness	1/4" HMW Poly
Weight	705 lb. and 759 lb.
Torsion Trip Springs	8
Cutting Edge (High-carbon Steel)	6"

# 7' & 7 1/2' Loader Snowplows

## 200 Series



- Full-trip 26 inch tall moldboard
- Full 25 degree left and right rotation
- Choice of manual or hydraulic angle control
- Durable, corrosion-proof HMW poly surface
- Floating design follows uneven terrain
- Quick-tach universal skid steer type mounting plate



Oscillating, floating design follows uneven and rutted surfaces for cleaner plowing. Slick HMW poly moldboard is dent-resistant and corrosion free.



Easy hook-up to any loader equipped with a universal skid steer style attachment plate. Dual springs provide full trip protection. Six horizontal and two diagonal ribs strengthen the moldboard.

### Specifications:

MODEL	BLADE HEIGHT	BLADE WIDTH	SURFACE MATERIAL	WEIGHT	TRIP SPRINGS	CUTTING EDGE (HIGH-CARBON STEEL)
270	26"	7'	1/4' HMW	429 lb.	2	3/8" x 6"
276	26"	7 1/2'	Poly	436 lb.	2	3/8" x 6"



# Skid Steer Snow Pushers

## 3800 series



Hiniker 3800 Series snow pushers combine the simple efficiency of a box-type snow pusher with the quality and durability that Hiniker is known for. A durable rubber cutting edge provides superior cleaning on paved surfaces while heavy-duty steel skids carry the pusher over uneven surfaces. 3/8" thick steel sides are 36" deep for plenty of snow moving capacity. Utilizes the skid-steer universal attachment system.

An optional pull-back attachment bolts on easily, adding a second rubber cutting edge and rubber side seals for efficient backdrag performance.



### Specifications:

MODEL	OVERALL WIDTH	OVERALL HEIGHT	DEPTH	WEIGHT-PUSHER ONLY	WEIGHT-w/PULLBACK
3808	96"	36"	36"	836 lb.	1,031 lb.
3810	120"	36"	36"	917 lb.	1,140 lb.

# Auger Delivery Spreaders



- Dual 12-volt motors independently power the auger and spinner
- Standard Steel Hopper Screens have 2 3/8" square openings, 1/4" rods.
- Standard Electric Hopper Vibrator
- 2.0 cubic yard level capacity
- Optimally sized for use in either a 6.5 ft. or 8 ft. pickup bed



## Efficient, Accurate Low-Maintenance Delivery System

Hiniker Dual-Motor Electric Auger Spreaders use an efficient 5.75-inch diameter auger conveyor system to provide positive delivery control with no material carry-back into the truck bed. With no conveyor chain, far fewer bearings, and 12-volt electrical motor power, maintenance needs are cut to a minimum. Two electric motors provide independent variable speed control of the auger and the spinner for precise rate and pattern control.

# Auger Delivery Spreaders



## MODEL 955

2.75 cubic yard capacity



## MODEL 975

4 cubic yard capacity



### Hiniker Control Console

- Individual variable speed control of conveyor and spinner
- Blast control for quick, extra-dense application
- Reverse switch to clear jams
- Built in diagnostics and overload protection
- Vibrator Switch



Convenient tip-up spinner assembly for unloading unused material and easy trailer hitch access. Standard or extended chute length.



Electric hopper vibrator helps prevent bridging of material. Optional on conveyor delivery spreaders and standard on auger delivery models.



Hopper screens are optional on conveyor delivery spreaders and standard on auger delivery models. Removable hopper cover tarps are optional on all models.

## Specifications:

MODEL	DUAL-MOTOR ELECTRIC AUGER		
	775	955	975
Level Capacity	2.00 Cubic Yards	2.75 Cubic Yards	4.00 Cubic Yards
Length	100" Overall 91" Hopper	122" Overall 111" Hopper	122" Overall 111" Hopper
Top Width	51.0"	51.0"	51.0"
Vibrator	Standard	Standard	Standard
Removable Hopper Cover Tarp	Optional	Optional	Optional
Hopper Screens	Standard	Standard	Standard



# Conveyor Delivery Spreaders

## Dual-Motor Electric



- Dual Electric Drive Motors independently power the conveyor and spinner
- Stainless Steel Construction
- Adjustable Stainless Steel Inverted Vee
- Optional Steel Hopper Screens



Spread ice control materials quickly and easily with an efficient Hiniker spreader. Snow removal contractors looking for additional profits will find them in ice control.

Tailor your material application rates accurately with Hiniker 835 Dual-Motor Electric Conveyor Spreaders. Hiniker's convenient in-cab console provides individual variable speed control for both the conveyor and spinner. Two electric motors offer quiet operation in residential and office areas, plus no downtime for refueling. A 25-ft spread pattern and big 1.80 cubic yard capacity mean you'll spend your time productively, rather than constantly reloading.



- Hiniker Control Console has an individual variable speed control of conveyor and spinner
- Blast control for quick, extra-dense application
- Reverse switch to clear jams
- Built in diagnostics and overload protection
- Vibrator Switch



Electric hopper vibrator helps prevent bridging of material. Optional on conveyor delivery spreaders and standard on auger delivery models.



Convenient tip-up spinner assembly for unloading unused material and easy trailer hitch access. Standard or extended chute length. Available on all Hiniker Dual-Motor Electric and Gas Engine Spreaders.



Hopper screens are optional on conveyor delivery spreaders and standard on auger delivery models. Removable hopper cover tarps are available for all models.

# Conveyor Delivery Spreaders

## OHV Gas Engine



- 8' hopper length
- Corrosion-resistant stainless steel construction
- In-cab electric control of starter, throttle, and clutch functions
- Briggs & Stratton Intek AVS OHV engine



# Precision Controlled

## Accurate Applications

### Specifications:

MODEL	DUAL-MOTOR ELECTRIC CONVEYOR 835	OHV GAS ENGINE CONVEYOR 825
Level Capacity	1.80 Cubic Yards	1.80 Cubic Yards
Length	115" Overall 96" Hopper	115" Overall 96" Hopper
Top Width	50.5"	50.5"
Max Application Rate	5 cu. ft./min	7.3 cu. ft./min
Vibrator	Optional	N/A
Removable Hopper Cover Tarp	Optional	Optional
Hopper Screens	Optional	Optional

# Stainless Steel Tailgate Spreader



- High-quality 304 stainless steel hoppers in 6 and 10 cubic foot capacities.
- “No-Dribble” bubble auger design means the flow stops when the auger stops.
- Superior design, construction, and components in a contractor-duty spreader.

## Professional Quality “No-Dribble” Flow Control Spreader

The Hiniker stainless steel tailgate spreader provides optimum control for material spreading applications. The specially designed auger system prevents material from dribbling and leaking through the spreader when the motor is stopped. Two capacity options are available to meet specific application needs. Stainless steel construction and durable design mean reliability and performance season after season.



Optional swing-away hitch provides convenient access to the truck bed & tailgate. (Shown on Model 1000)



Optional vibrator helps keep material moving.



Convenient in-cab variable speed controller with blast control and control for optional vibrator.



# Tailgate Spreader Attachment Options



Attachment Kits for Hiniker 600 & 1000  
Stainless Steel Tailgate Spreaders



Category 1 Three-Point  
Hitch Mount



Trailer Kit  
(for off-highway use only)



UTV Bed Rail  
Mount Kit

## Specifications:

MODEL	600	1000
Level Capacity	6 Cubic Foot	10 Cubic Foot
Net Weight	105 lb.	130 lb.

# Testimonials



After one year of aggressive commercial use, I can honestly recommend Hiniker plows to any commercial user or home owner. The plow can withstand any abuse you can dish at it, it can move any pile that your truck can handle. I believe the plow will save you money, not only at the initial purchase, but also in repairs to the plow and long term wear and tear to your truck.

- Tim Foss  
Foss Motors Inc.

Having owned a C-Plow since 2004, I have had very few issues. I need the C-Plow mainly because of the apartment buildings I own; they require a lot of snow removal from the back of parked cars where the snow needs to be directed to specific spots, so the back dragging feature is a big deal. My other choice is to wait for people to move all of the cars, which can take up time, or I need to go back another time and clean.

- Arne Godtfredsen

This isn't your typical #HinikerHeroes story. At Ground Force 1 Automotive we were looking for something new and exciting to add onto our car sales and service business.

I have known of the Hiniker brand for years, since I have been in the industry for a while. One day, the Hiniker C-Plow video came up on my newsfeed on social media, and at that moment it hit me! I decided we need to sell these plows.

I went into work the next day, showed the boss, and he instantly said, "where is the closest dealer?" We looked it up on Hiniker's website, and the closest dealer was about 3 hours away.

My boss made the call and had our meeting, and here we are today: Ground Force 1 Automotive, Plattsburgh New York's Authorized Hiniker Dealer.

- Ground Force 1 Automotive  
Plattsburgh New York's Authorized Hiniker Dealer

I've owned multiple Hiniker plows through the years, and I just upgraded to a new flare top V-Plow. From plowing driveways to ice roads on the lake, I couldn't be happier!

- Randy Kirk

My Hiniker experience began by purchasing a used 7.5 foot straight blade. It was at least 8-10 years old and still in good shape. That was 7 years ago, and besides a coat of paint and a new wear bar it's still kicking. Four or five years ago, I invested in a 9850 V-Plow based on the reliability of the old straight blade. I've since purchased a 1000 Series Tailgate and this year a new 775 Dual Motor Auger spreader.


I'm thoroughly happy with all the purchases and performance. Also, through the years, I've been asked as a customer for feedback and also given some unsolicited feedback. Hiniker has welcomed and encouraged this. Hiniker is a great company with a great product. I'm already looking forward to my next purchase.

- Ben Meckbach

I just installed the 9.5 high wing V-Plow on my 2000 F350, also been a Hiniker dealer/plow installer for about 6 years Hiniker makes an amazing product through and through!!!!

We have been servicing snow plows of all brands for years and Hiniker is by far one of the best brands to work on and plow with in my personal opinion, the simple design and ease of use make it an enjoyable companion to any professional or residential plower. However I since moved to Northern Michigan in 2017 and started my own powersports shop, but still work very closely with Clyde's as it is still in my blood lol. I use mine for personal use and a couple small residential drives, although I would not have any other brand of plow hanging off the front of my truck!!!

- Joe Spurgeon



# Truck Mounted Plow Specs

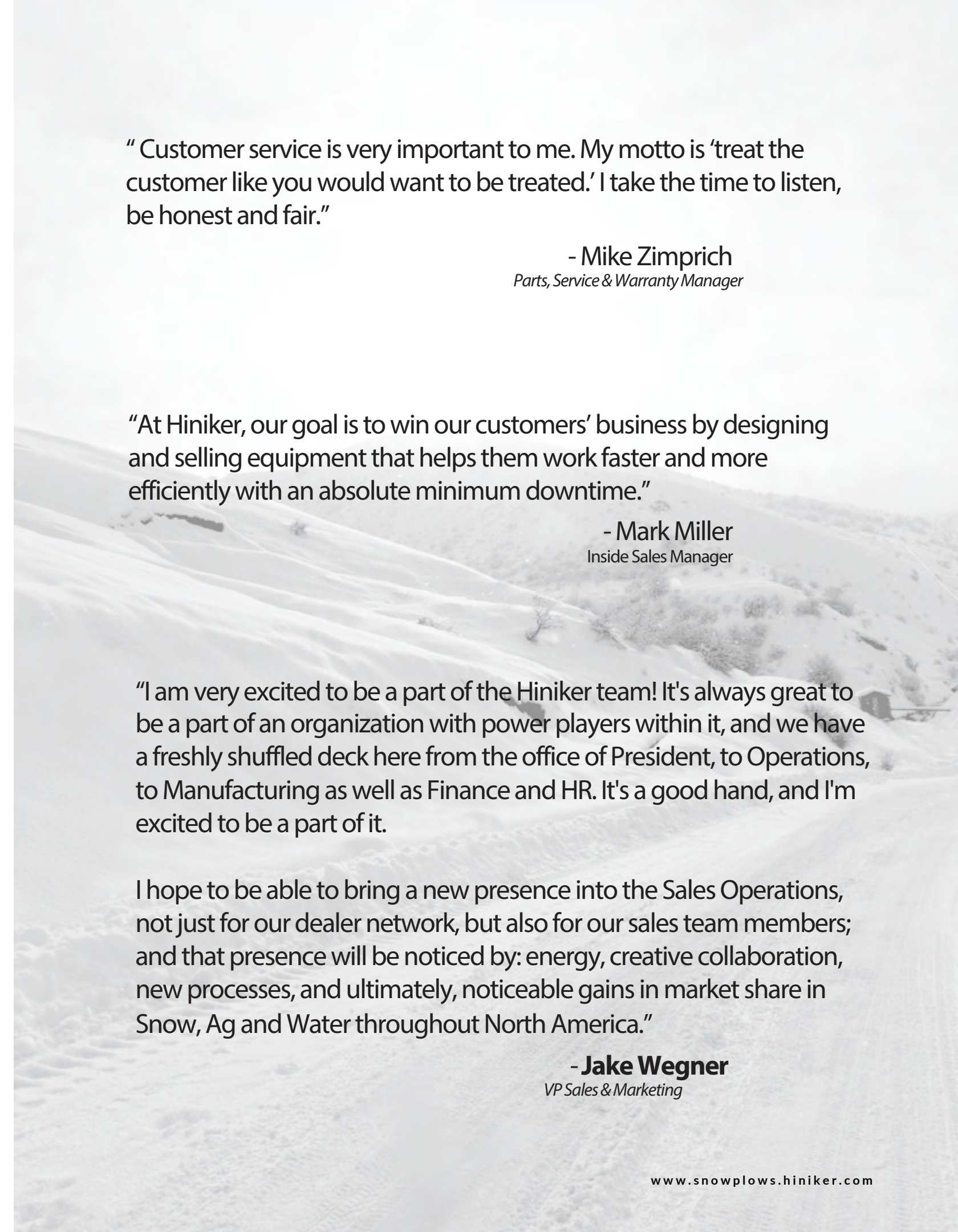


High-Performance Trip-Edge	Hiniker Plows	Model	Blade Width (ft)	Blade Height (in)	Moldboard Surface	Weight (lbs) (removable)
	Torsion-Trip Scoop Plow	6814	8'	30"	1/4" HMW Poly	749
		6914	9'	30"	1/4" HMW Poly	803
	Torsion-Trip V-plow	9585	8 1/2'	30"-37"	1/4" HMW Poly	772
		9595	9 1/2'	30"-38"	1/4" HMW Poly	805
	C-Plow	8804	8'	30"	1/4" HMW Poly	800
		8904	9'	30"	1/4" HMW Poly	848
	Conventional Plow	7814	8'	30"	12 Ga Stainless Steel	720
		7914	9'	30"	12 Ga Stainless Steel	777
	Compression Spring V-Plow	9863	8 1/2'	30"-37"	1/4" HMW Poly	841
		9963	9 1/2'	30"-38"	1/4" HMW Poly	887
	High Capacity V-Plow	9710	10'	35"-45"	1/4" HMW Poly	1007

Full-Trip	Conventional Plow	2754	7 1/2'	30"	12 Ga Stainless Steel	603
		2804	8'	30"	12 Ga Stainless Steel	614
		2854	8 1/2'	30"	12 Ga Stainless Steel	649
	Mid-Size Plow	703	7'	26"	1/4" HMW poly	467
		753	7 1/2'	26"	1/4" HMW poly	474
		703SS	7'	26"	14 Ga Stainless Steel	494
		753SS	7 1/2'	26"	14 Ga Stainless Steel	508

WE RESERVE THE RIGHT TO AMEND THESE SPECIFICATIONS AT ANY TIME WITHOUT NOTICE. THE ONLY WARRANTY APPLICABLE IS OUR STANDARD WRITTEN WARRANTY. WE MAKE NO OTHER WARRANTY, EXPRESSED OR IMPLIED.





"Customer service is very important to me. My motto is 'treat the customer like you would want to be treated.' I take the time to listen, be honest and fair."

- Mike Zimprich  
*Parts, Service & Warranty Manager*

"At Hiniker, our goal is to win our customers' business by designing and selling equipment that helps them work faster and more efficiently with an absolute minimum downtime."

- Mark Miller  
*Inside Sales Manager*

"I am very excited to be a part of the Hiniker team! It's always great to be a part of an organization with power players within it, and we have a freshly shuffled deck here from the office of President, to Operations, to Manufacturing as well as Finance and HR. It's a good hand, and I'm excited to be a part of it."

I hope to be able to bring a new presence into the Sales Operations, not just for our dealer network, but also for our sales team members; and that presence will be noticed by: energy, creative collaboration, new processes, and ultimately, noticeable gains in market share in Snow, Ag and Water throughout North America."

- Jake Wegner  
*VP Sales & Marketing*