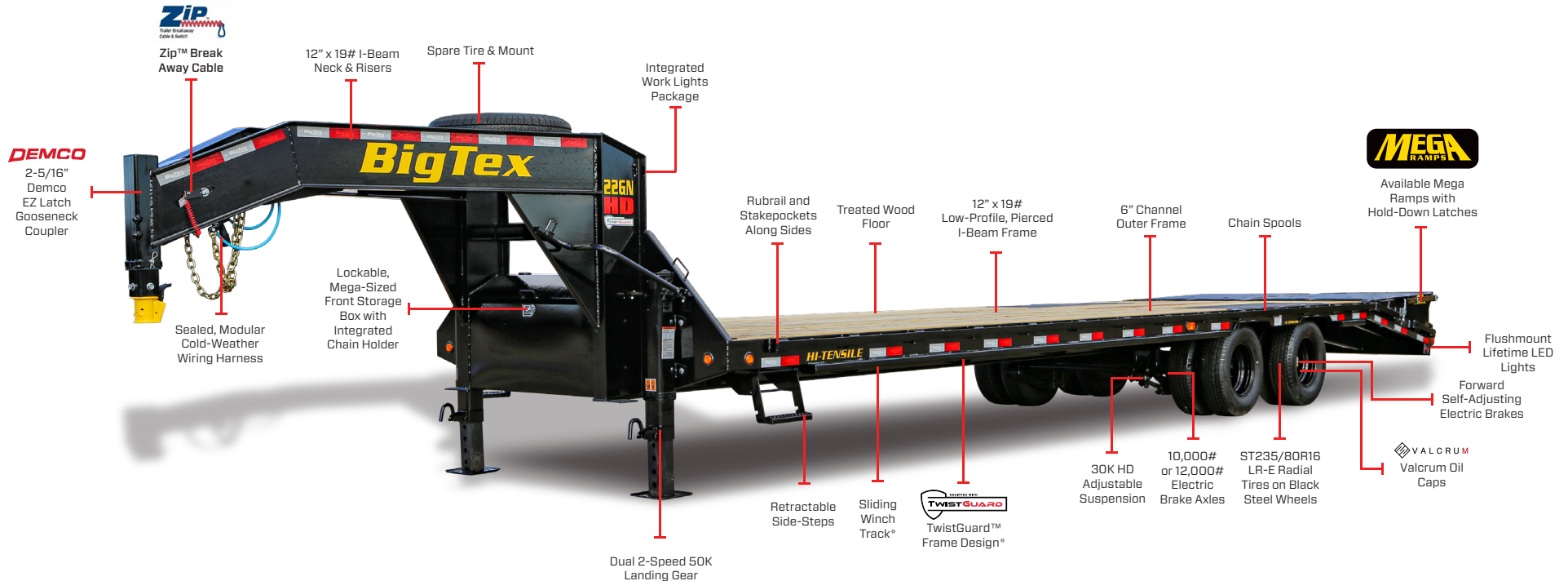


22GN / 25GN | TANDEM DUAL FLATBED GOOSENECK TRAILER

BigTex
TRAILERS™

GVWR: 23,900# - 25,900# EMPTY WEIGHT: (22GN) 5,820# - 8,920#, (25GN) 5,850 - 8,950 AVAILABLE LENGTHS: 20' - 40' BED WIDTH: 102" COUPLER: 2-5/16" Demco EZ Latch

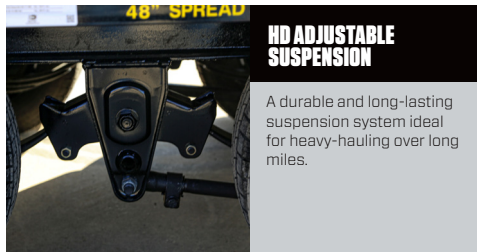


*Standard equipped on models 33\" and longer.



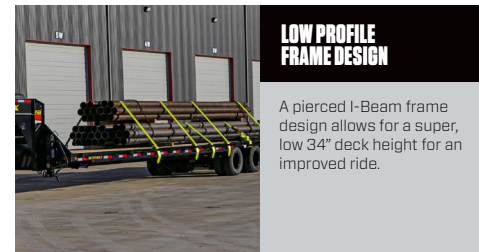
HITCHING MADE EASY

The exclusive Demco EZ Latch Gooseneck Coupler automatically locks onto the ball of the tow vehicle—saving time!



HD ADJUSTABLE SUSPENSION

A durable and long-lasting suspension system ideal for heavy-hauling over long miles.



LOW PROFILE FRAME DESIGN

A pierced I-Beam frame design allows for a super, low 34\" deck height for an improved ride.



INTEGRATED WORK LIGHTS

When those long days turn into late nights, utilize the integrated work lights package to illuminate the deck for a safer loading experience.